

みち あん ない
道案内

1 / 4



go



straight



turn




left



right



see



block




corner



street



traffic light



みち あん ない 道案内

2 / 4



Where is the police station?

Blank handwriting lines for the question.

① Go straight for one block.




Blank handwriting lines for instruction 1.

② Turn left.

Blank handwriting lines for instruction 2.

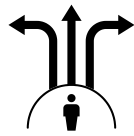
③ You can see it on your left.

Blank handwriting lines for instruction 3.



スタート





みち あん ない
道案内



Where is the library?

Blank handwriting lines for the question.

① Go straight for two blocks.


Blank handwriting lines for instruction 1.

② Turn right.

Blank handwriting lines for instruction 2.

③ You can see it on your left.

Blank handwriting lines for instruction 3.



スタート





みち あん ない 道案内

4 / 4

あんない
案内してみよう。
こた とうが
答えは動画を
チェック!






Where is the post office?

①

②

③





Where is the flower shop?

①

②

③



スタート

